



SAUSD COLLEGE & CAREER READINESS SENIOR NEWSLETTER



KEEP IN TOUCH WITH US!

CONTACT YOUR SCHOOL REP

WE ARE HERE TO HELP!



Century HS
marta.sanchez@sausdlearns.net


WE GOT THIS!



Cesar Chavez HS
chu.park@sausdlearns.net



Godinez FHS
jimmy.bravo@sausdlearns.net



Lorin Griset HS
Adrian.Rios@sausdlearns.net



Middle College HS
velina.espinosa@sausdlearns.net


WIP



Saddleback HS
edith.cruz@sausdlearns.net



Santa Ana HS
marylou.carrillo@sausdlearns.net



Seegerstrom HS
adriana.huezo@sausdlearns.net



Valley HS
april.gibbs@sausdlearns.net

This SPRING BREAK (April 6 - 10) is not going to be the conventional break we were all looking forward to but it can be a great time to learn new things:



- Participate in virtual college tours.
- Invent a new snack, milkshake, or pizza.
- Write a handwritten letter to a friend or family member.
- Learn a new language.
- Create a sidewalk mural with chalk using a spring theme.
- Make a playlist of your favorite get-up-and-go songs.
- Learn a new skill (knitting, sewing, calligraphy).
- Learn to cook or new recipes.
- Plant a flower or vegetable garden.
- Apply to summer programs/scholarships.

List of activities modified from VeyWell Family Sept 2019

You may be homebound but you can still visit your prospective college using technology!

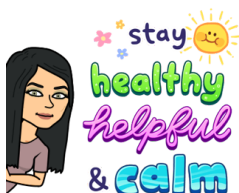


YouVisit connects you with over 1000 colleges & universities in virtual reality. Narrow your college choices with the best virtual experiences of schools worldwide, including community colleges.

CollegeBoard provides the 10 Best Ways to Learn About Colleges Online.

Topics covered in this issue:

- Spring Break Staycation & Virtual College Tours (**page 1**)
- Four-year college Next Steps & Financial Aid Verification (**page 2**)
- Financial Aid follow-up (**pages 3 - 4**)
- AP Exams 2020 & University Acceptances (**page 5**)
- Applying to Community College & Support Services (**page 6**)
- Community College Next Steps & Contacts (**page 7 - 8**)



**Hang in there Seniors,
we will get through this,
together!**
#weareSAUSD
#bettertogether



SAUSD COLLEGE & CAREER READINESS SENIOR NEWSLETTER



COLLEGE FRESHMAN NEXT STEPS

There are several tasks you should have completed or need to complete.

1) Login to your college portal, 2) check the admission decisions for each school you applied to, 3) check your "To Do List" and submit requested documents, and 4) make a decision.

- Every college has a PORTAL, similar to our AERIES, where you will find all you need.
- The admission decision from the four-year university should be listed on your college PORTAL or you may have received a letter from them. Community Colleges send you an email with next steps to Enrollment.
- On your PORTAL you will find your financial aid award. This shows you how much you will receive from that particular school. Grants, scholarships, Work Study, student and parent loans are listed here. The amount is only for the 2020-21 school year.
- If you were offered admission, you must decide which school you will say "yes" to. Before you respond to the colleges, you need to compare each school to identify the school that is best for you.
 - Comparing your top three choices can be simplified using the following website. <https://bigfuture.collegeboard.org/compare-colleges>
 - Add your top three choices, and see which college has the most to offer you. The information you will see is the school's location, type of school, campus life, admission, and cost & aid. All of these will play a big role in your future at the university of your choice.

On or before May 1, you will need to go to your portal and let the college know about your decision. Keep in mind that you need to check your "to do list" on a regular basis. Failure to do so can affect your admissions decision. Additional documents may be requested through your "To Do List". Remember, if you have any questions, contact your counselor or Higher Education Coordinator.

What does being Selected for Financial Aid Verification Mean?



Don't worry, many students are selected for verification at random.

Verification notification will usually be on your TO DO LIST (This is located in college portal).

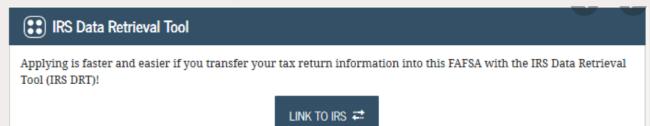
Verification will usually require confirmation of parents' and/or student's adjusted gross income.

Additional forms may be requested from different institutions.

For additional information on being selected for verification, click [here](#).

EASY WAY TO LINK/REQUEST tax transcript:

1. Request a RETURNED tax transcript online (using parent SSN or Tax ID) on [irs.gov](https://www.irs.gov) OR
2. Link tax transcript on your FAFSA (only if you parents have a social security number, NOT A TAX ID).





SAUSD COLLEGE & CAREER READINESS SENIOR NEWSLETTER



The financial aid offices at the 4-year colleges/ universities are working to put together your financial aid award letter. Remember, financial aid is broken into four different categories: grants, loans, work study, and scholarships. To simplify the way an award letter looks, the U.S. Department of Education has created a template for colleges to use. This format was called the “Financial Aid Shopping Sheet” but has been renamed as the “College Financing Plan.” Here is an example of the [College Financing Plan](#) that you might see within your financial aid portal.

Items to remember:

Cost of Attendance includes items such as Tuition & Fees which are non-negotiable. But it also includes items such as:

- housing
- meal plans
- personal expenses
- books
- transportation

These are items you have the ability to manipulate in terms of how much you choose to spend in each category.

Therefore, your Estimated Cost of Attendance is typically higher than what you are going to spend out of pocket per year. If you are hoping to live on campus, you have the ability to choose your campus housing option.

You can lower your costs by:

- looking at the cost of a triple or even quad dorm option
- select a different meal plan
- if you have your own health insurance* plan, you can remove that cost from your overall cost of attendance.

*If you do not have health insurance, you will need to purchase a policy as a student attending that institution.

WHERE DO I FIND MY FINANCIAL AWARD LETTER?

The University of California System (UC) typically releases this information with acceptances and will post information in your student portal about how to access it. You may need to make a separate financial aid portal in order to access this information. Each UC facilitates this differently.



For example, UC Irvine notifies students within their [UC Irvine Applicant portal](#), *How to make a UC Irvine Financial Aid portal* known as “[My Aid](#)” within the UC Irvine Financial Aid and Scholarships website.



UC Berkeley financial aid is found within a website called CalCentral. Most applicants are given a student portal that then has a link to the [CalCentral website](#).

For more information, click on the following links:

- [UC Information on the types of financial aid](#)
- [UC Tuition and Cost of Attendance](#)



The Cal State University System (CSU) runs their financial aid a little differently.

Their information is embedded within your student portal for that school. Each campus calls their student portal something different.

We know that Cal Poly Pomona is MyCPP. Whereas CSU San Bernardino is MyCoyote. At Cal State Fullerton, the information is within your student Titan portal under an area called the "Student Center". Other campuses will also have their information in the Student Center, it just depends on where that is located within your student portal.

For now, we know that **most Cal States will be getting financial aid awards out to students by mid-April**. Cal State Fullerton has plans to get their financial aid award letters out by April 17. Cal Poly Pomona indicated they would have their financial aid award letters out by the first week of April.

CalState Apply has great information about financial aid:

- [Main Financial Aid site](#)
- [Types of financial aid](#)
- [Cost of Attendance at CSU](#)

For those students planning to attend CSU Fullerton, check out the [Virtual Welcome to CSUF website!](#)



Sample CSU Award Letter

StudentName

Financial Aid

Award Summary FINANCIAL AID SHOPPING SHEET

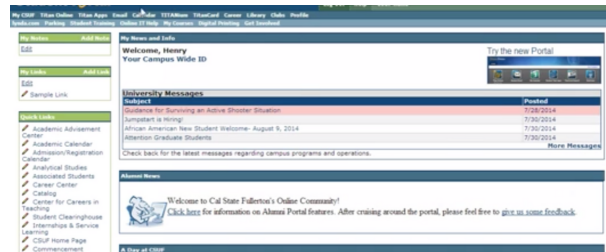
Financial Aid Year 2015-2016

Select the term hyperlinks below to see more detailed information.

| Aid Year | Award Description | Category | Offered | Accepted |
|------------------------|--------------------------------|----------|------------------|-------------|
| | Estimated Federal Pell Grant | Grant | 5,775.00 | 0.00 |
| | Estimated State Grant | Grant | 5,472.00 | 0.00 |
| | Estimated Fed Direct Loan | Loan | 3,500.00 | 0.00 |
| | Estimated Fed Direct Loan Unsu | Loan | 1,221.00 | 0.00 |
| Aid Year Totals | | | 15,968.00 | 0.00 |

Currency used is US Dollar.

Watch this video that gives you a quick overview of how to find your financial award letter for CSU Fullerton specifically but it can help you navigate other CSUs. Click on image below to start video.



FINANCIAL AID AT COMMUNITY COLLEGES

Most community colleges will make financial award letters available in June but you may be able to see if any documents are needed to determine your financial need.

Check your community college student portal and look for the financial aid link. Here is a breakdown of Cost of Attendance at a community college.

| COLLEGE CREDIT PROGRAM | | |
|------------------------------------|--------------------------------------|--------------------|
| Based on one academic year | | |
| Tuition | \$300.00 per unit | \$7,200.00 |
| Enrollment Fee | \$46.00 per unit (24 units per year) | \$1,104.00 |
| Books and Supplies | 12 month period (Estimate) | \$800.00 |
| Health Center Fee | \$19.00 per semester | \$38.00 |
| Student Health Insurance | 12 month period (Estimate) | \$1,626.00 |
| SAC College Activities Fee | \$12.50 per semester (Optional) | \$25.00 |
| International Student Services Fee | \$50.00 per semester | \$100.00 |
| Parking Fee | \$30.00 per semester (Optional) | \$60.00 |
| Personal Living Expenses | Estimate | \$12,000.00 |
| TOTAL | | \$22,953.00 |

Remember, most community colleges waive the tuition costs, as long as you graduate from high school and submit your FAFSA or CalDream Act application.



AP exams format has changed for the Spring 2020 assessment season. Please make sure that you are connecting with your AP instructor(s) about your device capabilities and course materials.

Your AP teachers have met with the District Officials and also within each school site to make sure they are posting information about the AP exams electronically.

Exams will be 45 minute, online free-response questions. The exam will cover 75% of the material from the course. April 3, 2020, the College Board will update their website as to the dates the exams will be offered. There will be two test dates available. It is unknown at the moment if a student can take exams on two different dates, or if they must take all their exams on the same date that they select.

Here are some resources regarding AP:

[CollegeBoard information about AP Exams](#)

[CollegeBoard YouTube channel](#) with lectures covering material in all AP courses offered. Tune in if you are struggling with reviewing the material, or just want to gain a different perspective from what you are receiving through your AP instructor.

Review materials in your AP Student account:
<https://apstudents.collegeboard.org/>

Khan Academy: AP Course review lessons:
<https://www.khanacademy.org/>

2020 AP® Exams



45-minute free response exams



College credit opportunities



Two testing dates: one in May, one later



Tests what students have learned

ATTENTION 4-YEAR BOUND SENIORS

Four-year university bound students, we want to hear where you've been admitted to! Make a sign, take a photo of yourself holding your college acceptance sign and send to your HEC Coordinator.



If you don't have a printer, take photo holding your Chromebook with the sign displayed on the monitor. We need to share our good news with one another during this time.

Check YOUR school's Counseling/Higher Ed Center website or Google Classroom for **\$SCHOLARSHIP\$**



California Community Colleges

Do you want to apply to the Community College?

- Go online to cccapply.org
- **CLICK** on the community college you wish to apply to and select **APPLY**.
- You will be taken to the community college website where you will **CLICK** on **APPLY**.
- You will be taken to "Application to College" where you will first need to **CREATE your OPENCCC Account**, unless you have one already.
 - (If you have a Social Security Number or an ITN number have it ready or decline to provide at this time. It's best to include this information if you have it. Also, use your **PERSONAL EMAIL** in the application.)
- Once you create the OPENCCC account, you will **CLICK** on **START APPLICATION** and make sure you apply for the FALL 2020. (Remember, think future! All the information you report has to be inputted as a high school graduate, because by the time you start college, you will have graduated from high school.)

Click on images to learn more about these Santa Ana College programs!



What are the steps to successfully enroll at MY Community College of choice?

1. **Apply online** to the Community College you wish to attend.
2. Complete the **Online Orientation** (When applying to the college, they will send you a link to your email. Follow the link to complete this and other necessary steps.)
3. Create a **Student Education Plan** (You can set-up an appointment with a counselor to create an education plan to select classes. This can be done through virtual conferences due to the Coronavirus (COVID-19), depending on the community college. Check your emails for more information.)
4. **Register for classes.** (Check emails and find out when your online Registration date will be. This means you will be selecting classes from home. If you plan to work while in school, then you need to keep this in mind for when you select class times and days.)



The steps that have been shared in the last two pages can be applicable to any community college. If you have questions, contact the community college representative directly.

Irvine Valley College

Javier Valdez
EOPS Counselor
jvaldez20@ivc.edu
(949) 436-8678

Marcy Maldonado
Adjunct Counselor
(949) 451-5319
mmaldonado22@ivc.edu

Financial Aid Office
ivcfinancialaid@ivc.edu
(949) 451-5287

Orange Coast College

OCC "How Do I?" Videos

Eduardo Cervantes
(Outreach Specialist)
ecervantes24@occ.cccd.edu
714-432-5197

Patricia Ortega
(Transfer Opportunity Program)
pmucino@occ.cccd.edu

Financial Aid Office
occfinaid@occ.cccd.edu
(714) 432-5508

Santiago Canyon College

Melanie del Carpio
delcarpio_melany@scccollege.edu
(714) 628-4843
Zoom Appointment

SCC Early Welcome Steps

Golden West College

Ben Olague
bolague1@gwc.cccd.edu
(714) 892-7711



Santa Ana College Representatives by SAUSD High School



**HAVE QUESTIONS
ABOUT SANTA
ANA COLLEGE?**

HI, I'M YOUR SAC
REPRESENTATIVE
JAVIER

SAC IS CURRENTLY CLOSED
TO STUDENTS AND STAFF
BUT I AM AVAILABLE TO
SUPPORT YOU!

Chavez, Lorin Griset
& Segerstrom
High School Students

email:
garcia_javier@sac.edu

videochat/chat:
sac.craniumcafe/javiergarcia



**HAVE QUESTIONS
ABOUT SANTA
ANA COLLEGE?**

HI, I'M YOUR SAC
REPRESENTATIVE
MARIA

SAC IS CURRENTLY CLOSED
TO STUDENTS AND STAFF
BUT I AM AVAILABLE TO
SUPPORT YOU!

**VALLEY HIGH
SCHOOL STUDENTS:**

call:
714-989-9722

email:
ms94030@sac.edu

videochat:
sac.craniumcafe/msm



**HAVE QUESTIONS
ABOUT SANTA
ANA COLLEGE?**

HI, I'M YOUR SAC
REPRESENTATIVE
LUISA

SAC IS CURRENTLY CLOSED
TO STUDENTS AND STAFF
BUT I AM AVAILABLE TO
SUPPORT YOU!

Century, Godinez &
Santa Ana
High School Students

email:
ruiz_luisa@sac.edu
videochat/chat:
sac.craniumcafe/luisaruiz9



**HAVE QUESTIONS
ABOUT SANTA
ANA COLLEGE?**

HI, I'M YOUR SAC
REPRESENTATIVE
SANDRA

SAC IS CURRENTLY CLOSED
TO STUDENTS AND STAFF
BUT I AM AVAILABLE TO
SUPPORT YOU!

Middle College
& Saddleback
High School Students

email:
espinoza_sandra@sac.edu
videochat/chat:
sac.craniumcafe/sandraespinoza9



Need Help?

Connect with
Outreach Representatives



Chat



Email



Videocall

www.sac.edu/outreach



Need help
setting up
your
WebAdvisor?

Watch this
[video](#).